

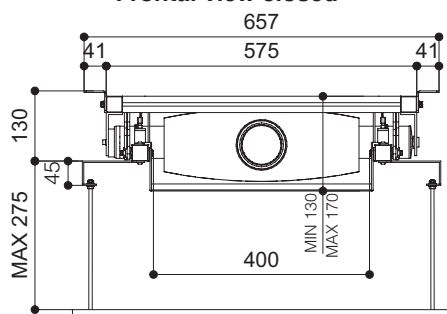
The **PROJECTOR LIFT SI-30** is a versatile very compact projector lift that enables the installation of projectors in environments where particular aesthetical solutions are required.

The product has been developed to be installed inside a false ceiling where very few space is available. You need inside the false ceiling **only 13 cm.** of minimum height to install lift and projector. The SI-30 is supplied with an extremely silent motor that allows a descent of maximum 30 cm.

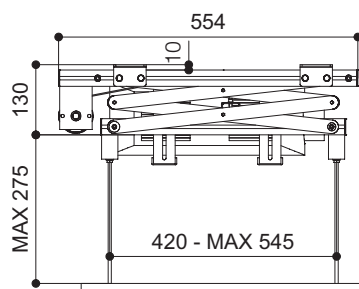
The lift is supplied with two **safety screws**.

\* Ceiling cover plate is **NOT** included



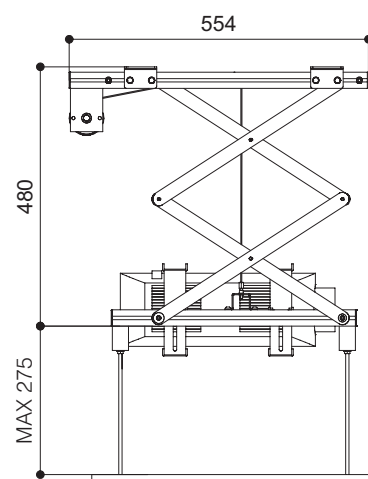
Frontal view closed



Side view closed



Side view open



### Optionals:

- Ceiling tile holder (details p. 64)
- Kit RF remote control with external receiver (details p. 62)
- Interface switch 12 volt (details p. 63)
- Low voltage contact interface (details p. 62)

### TECHNICAL SPECIFICATIONS

POWER SUPPLY	220-230V - 50HZ
MAXIMUM CONSUMPTION	156 W
TORQUE	10 Nm
MOTOR SPEED	17 rpm
DIMENSIONS LIFT CLOSED for projector max. height cm. 8,5	575x130x554 (WxHxD in mm)
DIMENSIONS LIFT CLOSED for projector max. height cm. 14	575x170x554 (WxHxD in mm)
DIMENSIONS LIFT OPENED	575x480x554 (WxHxD in mm)
MAXIMUM PROJECTOR DIMENSIONS	400x140x450 (WxHxD in mm)
MAXIMUM CAPACITY	15 Kg
NET WEIGHT OF THE PROJECTOR LIFT	11 Kg
CABLE MANAGEMENT SYSTEM INCLUDED	

**Warranty:** 5 years on the motor - 24 months on the other components

**ENGINEERED LIKE NO OTHER SCREEN IN THE WORLD**